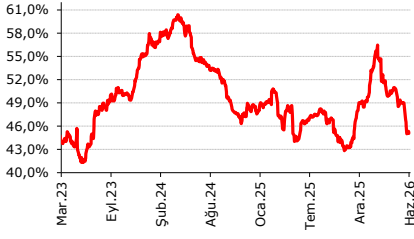
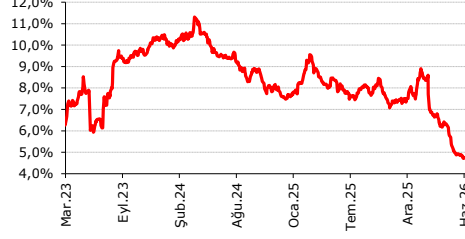


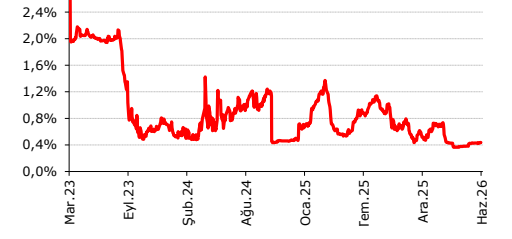
AKBNK -



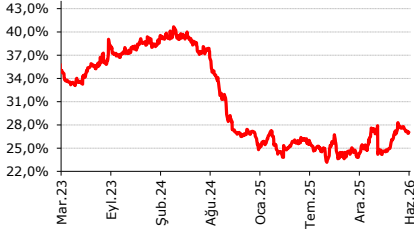
GARAN -



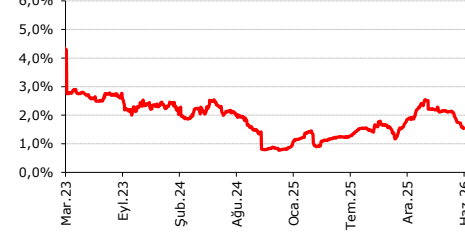
HALKB -



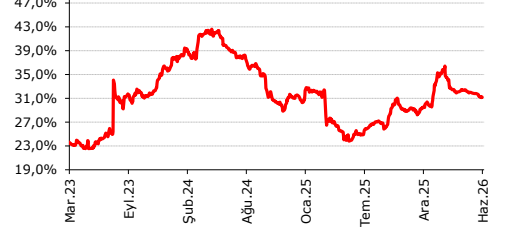
ISCTR -



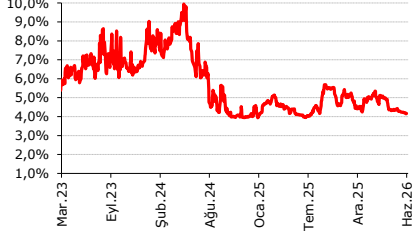
VAKBN -



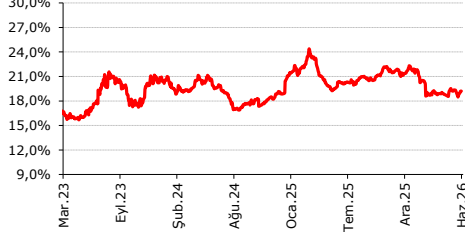
YKBNK -



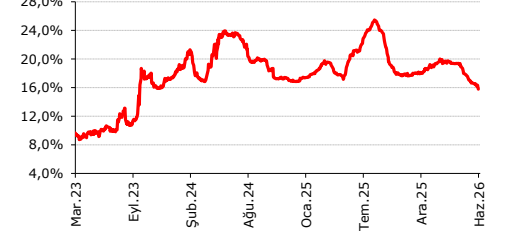
SKBNK -



TSKB -



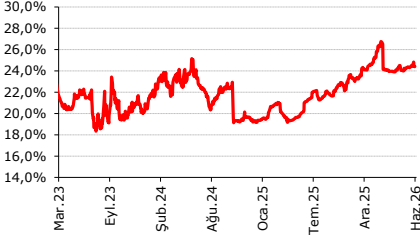
ALBRK -



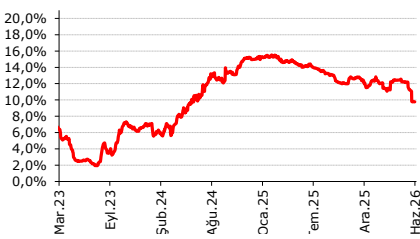
AKCNS



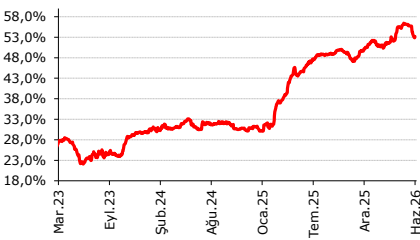
AKGRT



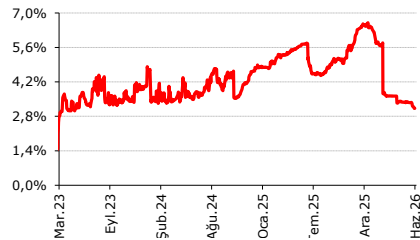
ANHYT



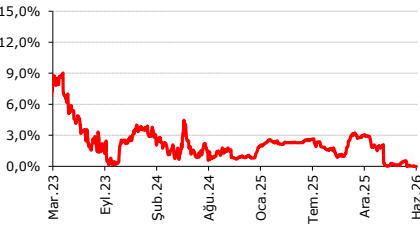
ASELS



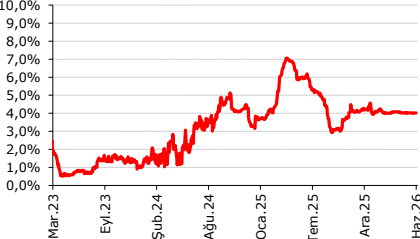
BAGFS



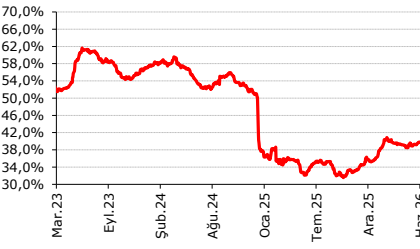
BIZIM



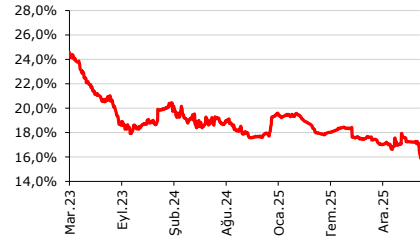
CLEBI



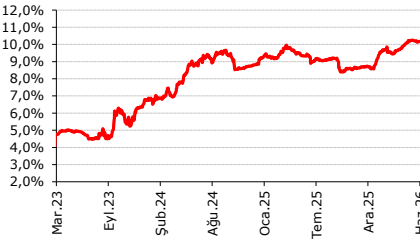
AEFES



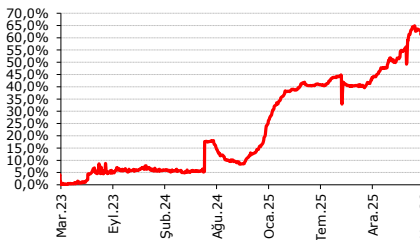
AKSA



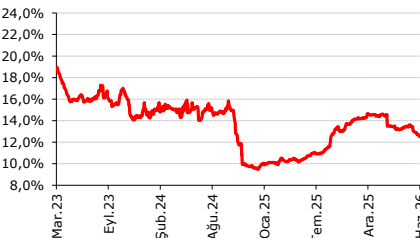
ANSGR



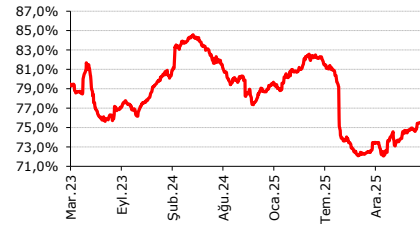
ASTOR



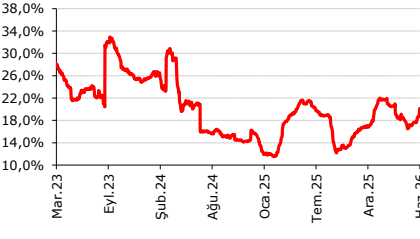
YATAS



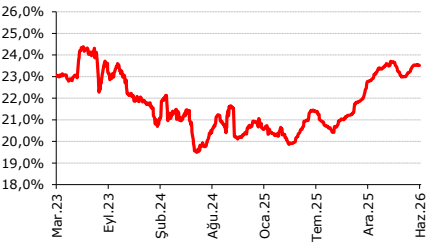
CCOLA



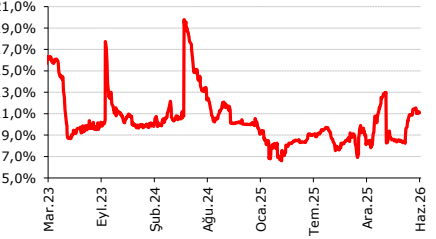
DOAS



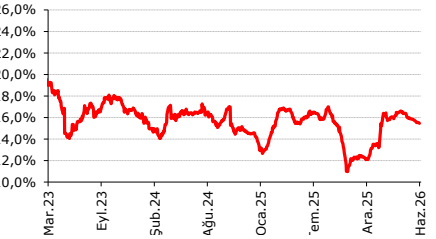
AGHOL



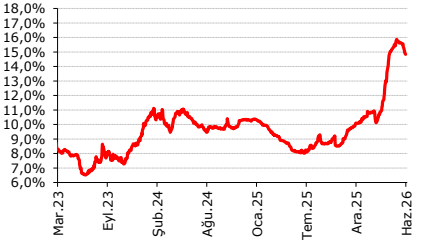
ALARK



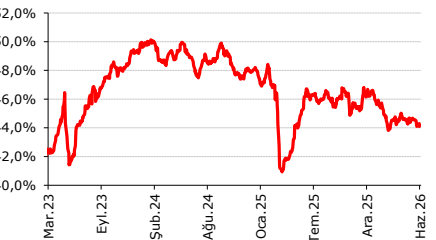
ARCLK



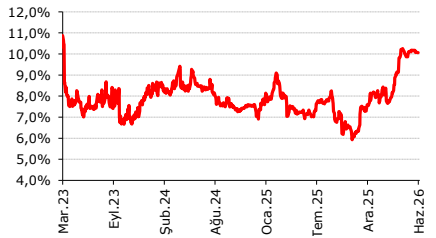
AYGAZ



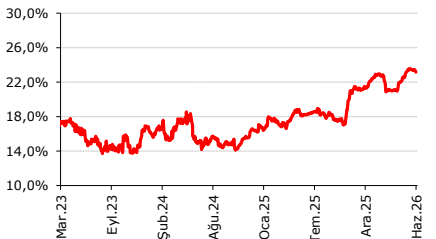
BIMAS

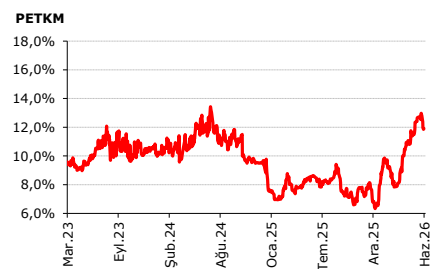
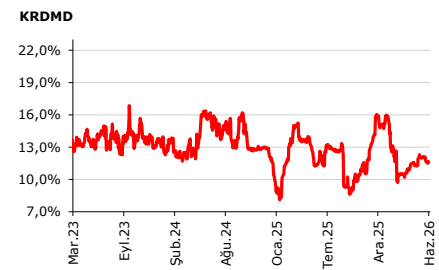
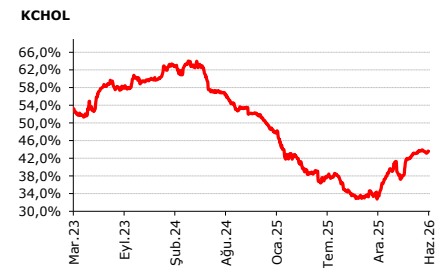
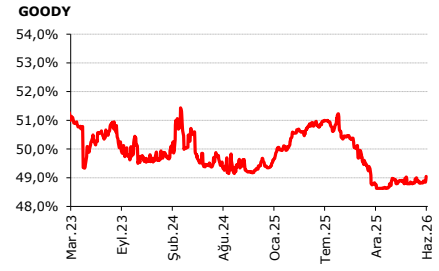
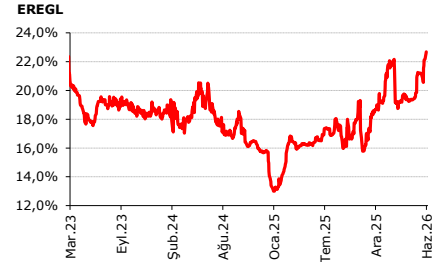
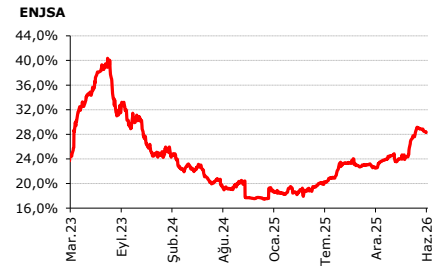
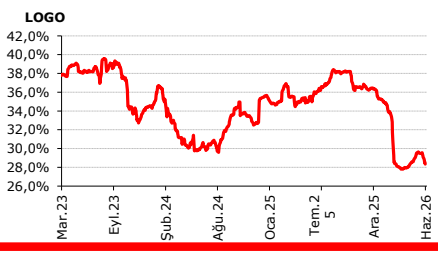
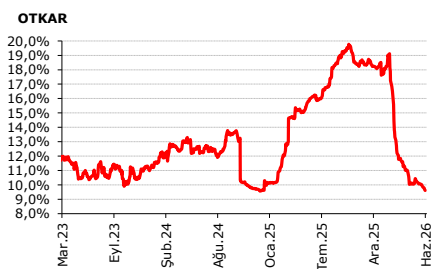
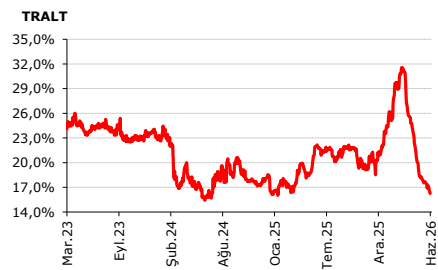
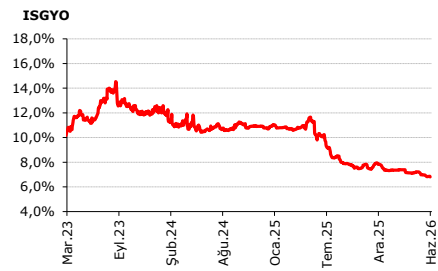
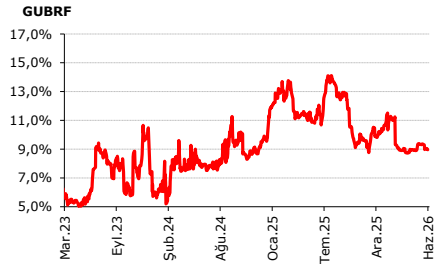
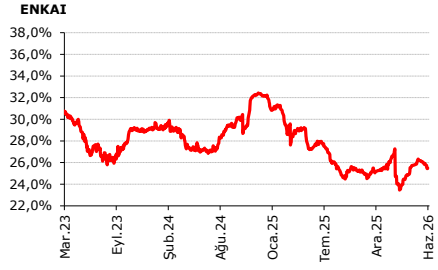
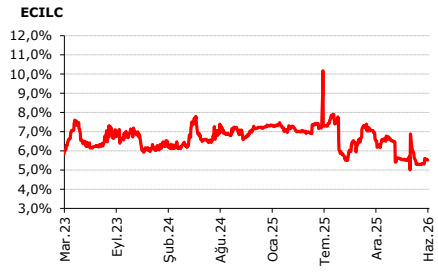
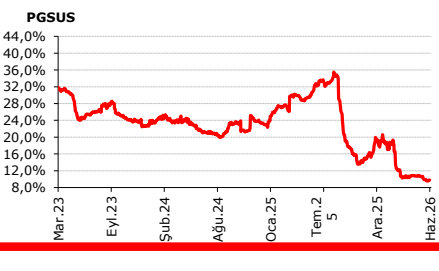
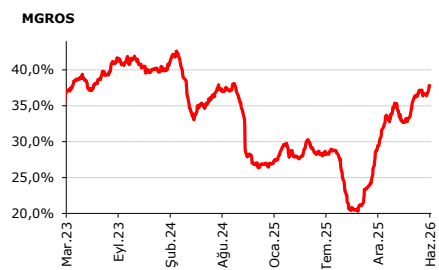
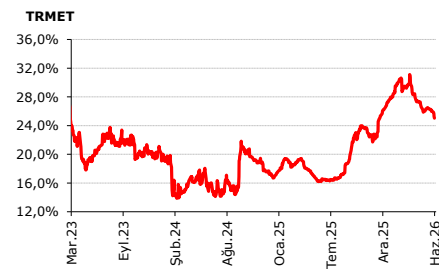
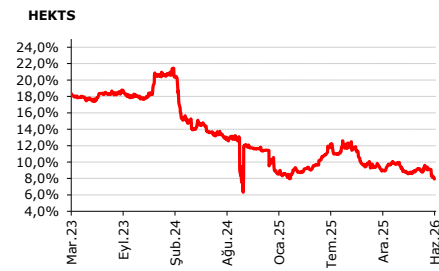
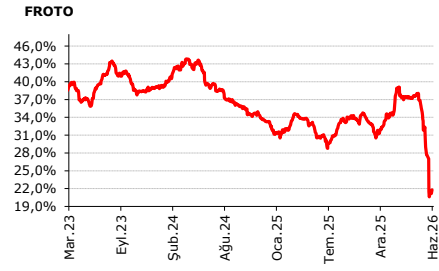
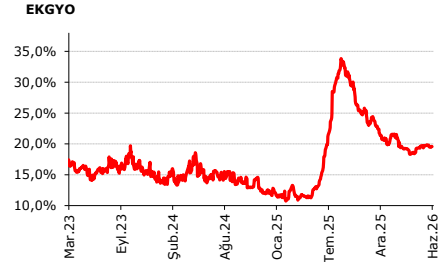
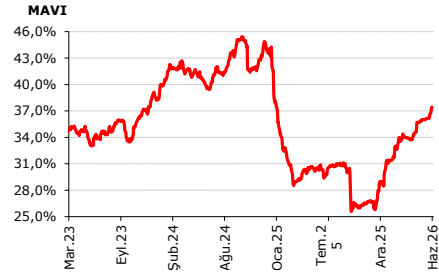


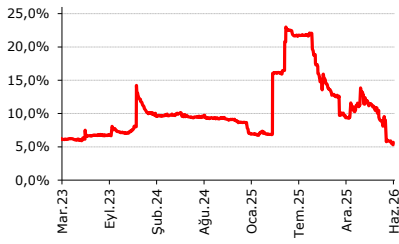
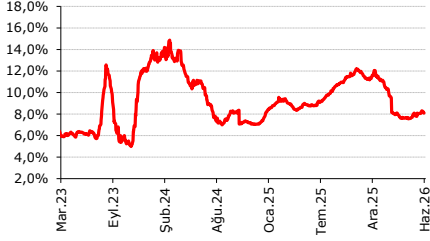
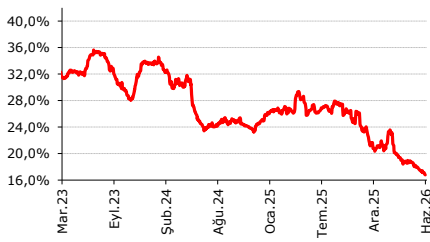
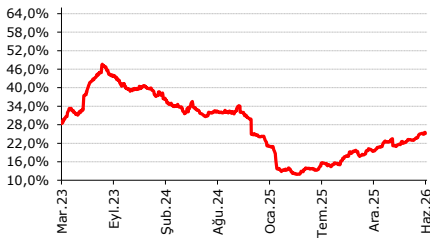
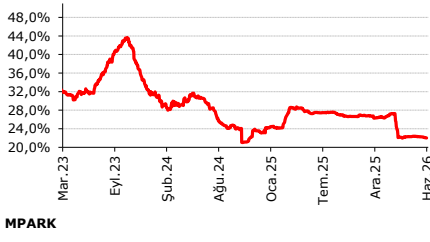
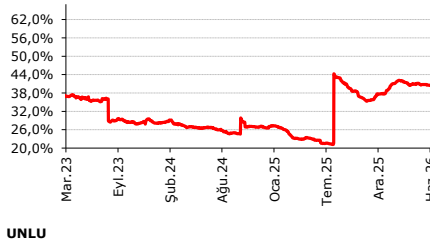
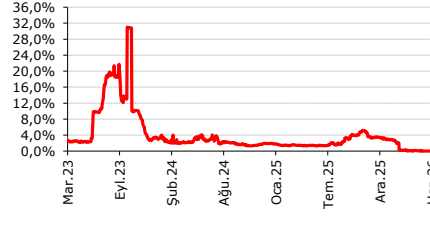
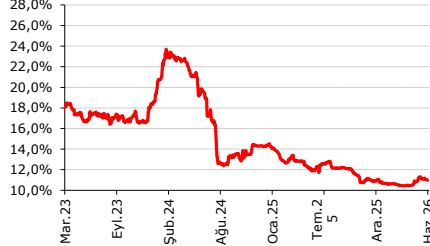
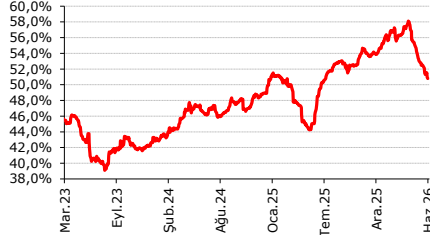
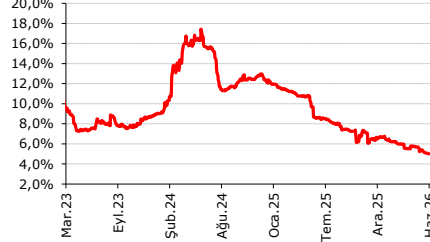
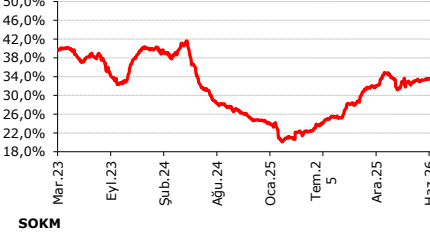
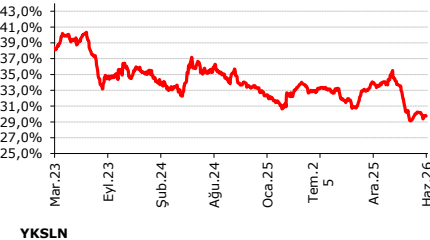
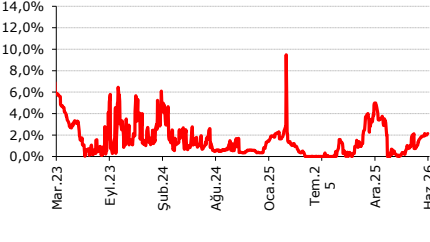
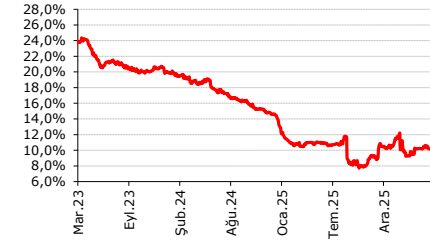
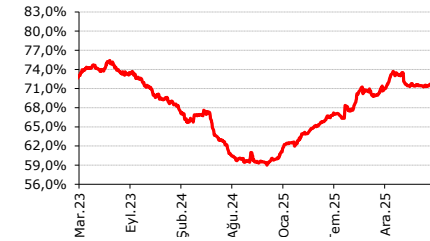
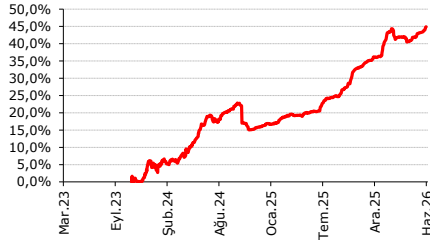
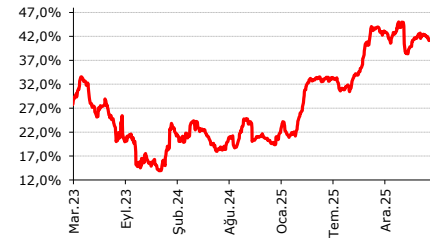
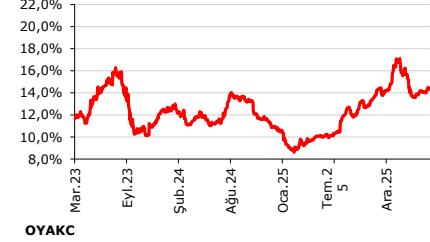
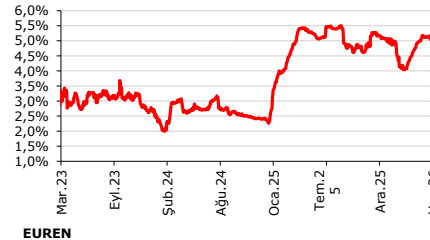
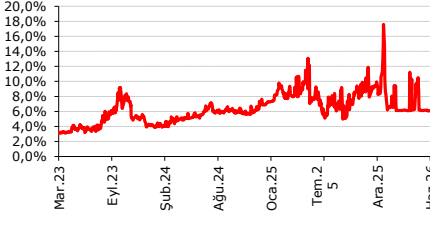
CIMSA



DOHOL





SASA**INDES****THYAO****TOASO****TTRAK****MPARK****UNLU****SELEC****TAVHL****TKFEN****VESBE****TUPRS****SOKM****YKSLN****SISE****TCELL****TABGD****TTKOM****ULKER****OYAKC****EUREN**

Son 1 haftaya göre yabancı takas değişim sıralaması (Citi-Deut)

Hisse	31.12.2025	13.03.2026	12.05.2026	2.06.2026	12.06.2026	YBB (bazp)	3ay (bazp)	1ay (bazp)	1 hafta(bazp)
TSKB	21,45%	18,85%	19,52%	18,49%	19,22%	-223,22	36,87	-30,64	72,85
HALKB	0,48%	0,43%	0,42%	0,43%	0,44%	-4,24	0,96	1,68	1,07
ISCTR	24,58%	24,17%	27,71%	27,11%	27,06%	247,78	288,25	-65,57	-5,85
YKBNK	29,94%	32,71%	31,96%	31,36%	31,20%	126,37	-150,59	-75,96	-15,23
GARAN	7,80%	6,73%	5,09%	4,88%	4,72%	-307,73	-200,49	-36,53	-15,90
VAKBN	1,89%	2,20%	2,08%	1,73%	1,54%	-35,27	-66,89	-54,57	-19,04
ALBRK	17,98%	19,71%	17,45%	16,51%	15,77%	-220,23	-393,54	-167,85	-73,23
AKBNK	49,02%	52,19%	49,21%	46,53%	45,09%	-393,21	-710,49	-412,18	-144,10
ISDMR	13,26%	16,19%	15,60%	16,19%	21,13%	787,18	494,55	553,20	493,91
EUPWR	9,17%	7,74%	12,53%	12,17%	16,41%	724,08	866,78	387,78	423,80
MAGEN	11,39%	12,36%	12,65%	13,11%	15,59%	420,22	323,55	293,85	248,28
DOAS	17,06%	20,57%	17,19%	17,86%	20,13%	307,23	-43,88	294,13	227,25
EREGL	18,99%	19,14%	20,90%	20,56%	22,68%	368,70	354,31	177,64	212,01
MGROS	29,89%	33,02%	37,19%	36,39%	37,81%	791,27	478,10	61,96	141,23
TABGD	36,05%	41,91%	42,21%	43,48%	44,89%	884,62	298,50	268,36	141,10
ORGE	18,45%	18,53%	23,67%	23,84%	25,17%	672,07	664,94	149,98	133,34
MAVI	28,68%	34,07%	36,01%	36,15%	37,42%	873,69	335,27	140,99	127,30
ASTOR	44,17%	50,28%	64,90%	61,15%	62,37%	1819,71	1209,00	-253,48	121,67
TRGYO	20,18%	17,15%	15,54%	12,25%	13,27%	-691,59	-387,94	-226,73	101,69
GRTHO	18,66%	17,06%	11,05%	7,96%	8,72%	-994,22	-833,88	-233,16	76,11
DAPGM	9,60%	8,60%	6,04%	9,72%	10,38%	78,48	178,39	433,94	66,38
ALCTL	1,92%	0,25%	1,66%	1,38%	2,04%	11,88	178,26	37,74	65,68
GESAN	8,05%	7,01%	8,94%	8,51%	9,15%	109,23	213,17	20,19	63,52
DOCO	35,01%	40,10%	32,83%	31,63%	32,14%	-286,93	-796,18	-68,89	50,61
AEFES	35,31%	39,81%	39,61%	39,34%	39,84%	452,94	2,75	23,50	50,16
VAKKO	6,79%	6,96%	8,12%	8,02%	8,51%	171,89	154,21	38,21	48,70
EBEBK	9,66%	10,09%	10,14%	9,52%	9,96%	29,43	-12,97	-18,86	43,47
CWENE	7,20%	6,04%	8,61%	9,63%	10,03%	282,42	398,68	141,65	39,41
NETAS	1,63%	0,02%	0,17%	0,50%	0,86%	-76,75	84,03	69,12	36,30
SOKM	33,74%	33,74%	30,06%	29,39%	29,75%	-399,54	-399,32	-31,80	35,74
RYSAS	56,67%	57,64%	57,72%	58,30%	58,64%	196,42	99,72	91,51	33,31
KRDMA	7,10%	12,14%	8,04%	8,04%	8,31%	121,06	-382,31	27,46	27,54
TUPRS	32,13%	31,53%	32,99%	33,33%	33,60%	146,79	206,97	61,50	27,52
FROTO	32,20%	37,22%	34,33%	21,51%	21,78%	-1041,61	-1544,48	-1255,09	26,90
KCHOL	33,94%	37,38%	43,73%	43,35%	43,58%	963,96	620,02	-14,81	22,73
ODINE	3,05%	4,65%	3,19%	3,90%	4,13%	107,24	-52,31	93,87	22,39
GOODY	48,63%	48,87%	48,96%	48,84%	49,04%	41,07	16,85	8,51	20,81
ELITE	0,09%	0,06%	0,01%	0,07%	0,26%	16,99	19,75	24,93	19,14
NTGAZ	2,70%	5,74%	6,48%	6,72%	6,91%	421,00	116,22	42,49	19,10
PENTA	7,41%	6,10%	6,15%	6,58%	6,77%	-64,39	66,55	61,64	18,66
YYLGD	6,96%	6,24%	6,20%	5,59%	5,77%	-118,82	-46,84	-42,94	18,51
AKFYE	26,25%	26,79%	24,72%	24,71%	24,87%	-137,80	-191,36	15,50	16,53
IZMDC	5,75%	5,25%	5,18%	5,10%	5,26%	-49,26	0,98	8,23	15,81
PNSUT	1,48%	0,15%	0,25%	0,27%	0,41%	-106,79	26,14	16,43	13,65
LINK	5,79%	6,51%	6,19%	5,68%	5,82%	2,59	-69,61	-37,52	13,58
PEKGY	7,76%	8,54%	7,49%	7,86%	7,98%	21,99	-56,14	49,12	12,22
SISE	10,30%	9,32%	10,53%	10,11%	10,23%	-6,99	90,48	-30,26	12,19
TRENJ	9,48%	11,69%	13,23%	12,88%	13,00%	351,27	130,91	-23,23	11,53
PGSUS	18,59%	10,74%	10,78%	9,69%	9,80%	-879,32	-93,82	-98,34	10,72
LYDHO	15,83%	5,02%	5,93%	6,19%	6,28%	-954,93	125,78	35,05	8,73
KZBGY	4,76%	4,91%	4,35%	3,96%	4,04%	-72,31	-87,20	-31,86	7,91
AHGAZ	11,74%	10,27%	10,59%	10,91%	10,99%	-75,48	71,96	39,64	7,66
AKSGY	6,38%	5,28%	5,41%	5,41%	5,48%	-89,39	20,50	7,26	7,51
KMPUR	4,58%	4,47%	5,51%	5,43%	5,50%	92,67	103,91	-0,21	6,97
RGYAS	51,38%	48,62%	52,00%	21,11%	21,17%	-3020,81	-2744,84	-3082,34	6,90
RYGYO	37,43%	40,84%	41,91%	41,98%	42,04%	461,43	120,33	13,16	6,04
BSOKE	7,79%	7,73%	10,06%	10,42%	10,48%	269,08	275,02	42,28	6,00
SMART	0,30%	0,34%	0,69%	0,31%	0,37%	6,92	3,49	-31,47	5,70
PINSU	0,34%	0,21%	0,26%	0,18%	0,24%	-10,17	2,41	-2,59	5,63
AKSEN	3,62%	3,55%	4,00%	4,33%	4,38%	75,99	83,73	38,50	5,31

KONTR	5,99%	5,42%	4,66%	3,30%	3,35%	-264,25	-206,82	-131,42	5,00
SKTAS	0,21%	0,01%	0,98%	0,03%	0,08%	-13,07	7,34	-90,37	4,54
AFYON	1,74%	1,85%	1,67%	1,54%	1,58%	-15,31	-26,62	-8,15	4,38
TKFEN	11,74%	7,96%	9,37%	9,29%	9,33%	-240,91	136,76	-3,92	4,01
POLHO	10,21%	9,90%	9,35%	7,63%	7,67%	-253,94	-223,02	-167,58	3,89
ARDYZ	2,58%	1,00%	1,38%	1,26%	1,30%	-128,54	30,14	-8,21	3,67
ADGYO	1,11%	0,20%	0,18%	0,18%	0,21%	-89,73	1,16	3,53	2,74
KAYSE	9,55%	9,65%	9,88%	9,88%	9,91%	36,01	25,57	2,86	2,70
ALGYO	3,96%	2,96%	2,18%	2,15%	2,18%	-178,72	-77,96	-0,06	2,42
CANTE	4,31%	4,87%	5,92%	5,00%	5,03%	71,91	15,54	-89,18	2,26
REEDR	6,97%	7,01%	8,04%	8,08%	8,10%	112,46	108,66	6,23	2,02
EKGYO	20,81%	19,16%	19,70%	19,56%	19,58%	-123,89	41,73	-12,25	1,86
LKMNH	2,44%	1,40%	1,36%	1,37%	1,38%	-105,68	-2,11	2,53	1,54
NTHOL	5,16%	4,64%	3,45%	3,33%	3,34%	-181,78	-129,39	-10,61	1,31
INDES	11,81%	8,02%	8,04%	8,10%	8,11%	-369,55	9,42	6,76	0,83
ALFAS	8,25%	7,63%	7,53%	6,76%	6,76%	-148,84	-86,90	-76,82	0,32
YKSLN	4,79%	0,13%	1,33%	2,14%	2,14%	-264,56	201,01	81,43	0,25
CLEBI	4,22%	4,00%	4,02%	4,02%	4,02%	-19,58	1,77	0,03	0,06
AGHOL	22,80%	23,66%	23,23%	23,52%	23,52%	71,33	-14,19	28,82	0,04
OZKGY	7,21%	6,84%	6,50%	6,42%	6,42%	-79,21	-42,13	-8,59	0,03
BUCIM	3,48%	3,38%	3,29%	3,27%	3,27%	-20,56	-10,44	-1,37	0,03
TKNSA	1,84%	0,91%	0,79%	0,72%	0,72%	-112,74	-18,86	-7,69	0,00
NATEN	0,90%	0,88%	0,76%	0,71%	0,71%	-19,32	-17,70	-5,03	0,00
KLNMA	0,06%	0,06%	0,06%	0,06%	0,06%	0,00	0,00	0,00	0,00
UNLU	3,25%	0,21%	0,09%	0,01%	0,01%	-323,86	-19,90	-8,46	0,00
GWIND	5,91%	6,30%	6,91%	6,68%	6,68%	76,54	38,01	-23,25	-0,12
ANSGR	8,71%	9,46%	10,21%	10,19%	10,18%	146,94	71,91	-2,45	-0,38
DEVA	0,69%	0,32%	0,28%	0,40%	0,39%	-29,65	7,16	11,38	-0,40
AGROT	3,73%	4,93%	3,62%	3,56%	3,56%	-16,66	-137,18	-5,98	-0,46
DESA	13,61%	12,70%	12,98%	12,98%	12,97%	-63,46	26,76	-0,90	-0,57
MAALT	0,34%	0,22%	0,22%	0,10%	0,09%	-24,50	-12,15	-12,91	-0,64
MNDTR	82,36%	82,38%	82,41%	82,37%	82,36%	-0,31	-2,05	-5,14	-0,78
KARTN	1,74%	1,65%	0,18%	0,10%	0,10%	-164,83	-155,00	-8,58	-0,79
GOLTS	6,07%	6,22%	6,12%	5,98%	5,98%	-9,50	-24,42	-14,65	-0,81
SNGYO	4,46%	4,15%	4,12%	4,13%	4,12%	-34,66	-3,24	-0,50	-0,81
AKFGY	4,02%	3,97%	3,70%	3,58%	3,57%	-44,88	-40,38	-12,76	-0,91
KONYA	3,17%	3,00%	2,76%	2,60%	2,59%	-58,76	-40,97	-17,78	-0,97
AYDEM	18,78%	19,25%	18,94%	19,00%	18,99%	21,00	-26,12	5,41	-1,04
HTTBT	22,19%	18,75%	18,25%	18,16%	18,15%	-404,19	-60,13	-9,71	-1,25
CIMSA	7,63%	7,91%	10,11%	10,08%	10,07%	243,81	215,97	-4,23	-1,27
GUBRF	9,86%	8,93%	9,36%	8,98%	8,96%	-90,26	2,90	-39,71	-1,66
VAKFN	1,77%	1,78%	2,58%	1,76%	1,74%	-2,79	-3,78	-83,35	-1,80
GENIL	18,30%	8,50%	10,42%	9,95%	9,93%	-836,99	142,88	-48,96	-2,14
ISGYO	7,82%	7,39%	7,04%	6,83%	6,81%	-100,89	-58,02	-22,81	-2,20
IHAAS	45,92%	39,17%	39,07%	39,10%	39,08%	-684,45	-9,47	1,18	-2,47
TOASO	19,69%	21,41%	23,65%	25,20%	25,17%	548,20	375,82	152,47	-2,75
AKCNS	9,52%	8,62%	8,54%	8,51%	8,49%	-103,65	-13,73	-5,29	-2,76
KAREL	5,25%	5,07%	8,82%	9,79%	9,76%	451,30	468,95	94,54	-2,85
KLSEK	5,30%	5,26%	4,94%	4,37%	4,34%	-96,45	-91,81	-60,59	-3,04
BIZIM	2,90%	0,01%	0,43%	0,03%	0,00%	-289,92	-1,17	-42,84	-3,10
TMSN	4,96%	4,44%	4,14%	4,13%	4,10%	-86,32	-34,07	-3,74	-3,10
AKSA	17,08%	17,25%	16,02%	15,87%	15,83%	-124,13	-141,69	-18,47	-3,20
ANHYT	11,77%	11,35%	12,19%	9,81%	9,78%	-198,51	-156,95	-240,54	-3,23
TRCAS	3,55%	2,43%	2,17%	1,98%	1,94%	-161,21	-48,58	-22,91	-3,57
RAYSG	84,98%	84,79%	84,85%	84,81%	84,78%	-20,23	-1,01	-7,27	-3,58
DYOBY	0,30%	0,20%	0,10%	0,12%	0,08%	-21,38	-11,36	-1,15	-3,58
ESEN	5,22%	5,89%	4,26%	4,19%	4,15%	-106,80	-174,22	-10,77	-3,63
GLYHO	14,66%	13,04%	12,33%	12,26%	12,22%	-243,67	-82,05	-10,28	-3,93
KLRHO	17,38%	15,71%	15,88%	12,64%	12,60%	-477,93	-311,13	-327,88	-4,09
MIATK	2,97%	4,03%	4,39%	4,39%	4,35%	137,92	32,01	-3,79	-4,14
BASGZ	7,37%	7,14%	7,09%	7,04%	6,99%	-38,15	-14,92	-10,01	-4,50
ULKER	14,22%	14,01%	14,49%	14,14%	14,09%	-12,73	8,03	-39,52	-4,65
POLTK	29,65%	26,00%	26,21%	26,08%	26,03%	-361,55	2,93	-17,43	-4,74

GENTS	0,33%	0,32%	0,54%	0,47%	0,42%	9,16	9,99	-12,20	-4,89
ALKIM	5,86%	5,60%	5,59%	5,53%	5,48%	-37,99	-11,79	-11,22	-5,20
BRISA	7,14%	6,34%	6,32%	6,32%	6,26%	-87,92	-8,36	-6,25	-5,99
ASUZU	7,50%	6,59%	6,68%	6,45%	6,39%	-111,36	-20,34	-29,79	-6,27
EUREN	8,57%	6,12%	6,18%	6,17%	6,11%	-246,68	-1,65	-7,99	-6,35
KORDS	4,63%	5,06%	5,06%	5,28%	5,22%	58,85	16,05	16,04	-6,61
SKBNK	4,44%	5,11%	4,43%	4,23%	4,16%	-28,11	-95,24	-26,87	-6,72
VESTL	2,26%	2,41%	2,26%	1,98%	1,91%	-34,93	-50,28	-35,61	-7,38
CMBTN	0,11%	0,17%	0,19%	0,08%	0,01%	-10,02	-16,07	-18,19	-7,52
ECILC	6,18%	5,58%	5,30%	5,60%	5,52%	-66,14	-6,19	22,60	-7,60
ECZYT	4,89%	3,09%	2,70%	2,59%	2,51%	-237,96	-57,26	-18,32	-7,73
HLGYO	3,86%	3,04%	3,65%	3,26%	3,18%	-68,46	14,11	-47,24	-8,30
SARKY	4,70%	6,64%	6,22%	6,02%	5,93%	122,77	-70,90	-28,34	-8,79
VERUS	37,55%	37,24%	37,49%	37,51%	37,43%	-12,19	18,66	-6,64	-8,93
VESBE	6,66%	6,01%	5,26%	5,10%	5,01%	-165,58	-99,91	-25,33	-9,25
ODAS	8,61%	7,41%	7,49%	7,53%	7,43%	-117,99	2,29	-5,45	-9,34
PKART	30,46%	30,60%	30,64%	30,54%	30,45%	-1,01	-15,35	-18,72	-9,51
ARENA	0,22%	0,08%	0,15%	0,18%	0,08%	-13,24	0,11	-7,08	-9,55
GOZDE	4,64%	0,92%	0,81%	0,76%	0,66%	-398,09	-25,86	-14,91	-10,01
PETUN	3,93%	0,18%	0,18%	0,23%	0,11%	-382,12	-6,25	-7,05	-11,48
EGEEN	9,67%	6,35%	6,21%	6,18%	6,06%	-360,68	-28,65	-14,80	-11,51
ARCLK	12,08%	16,01%	15,91%	15,58%	15,46%	338,10	-55,45	-45,41	-11,91
INVES	7,57%	6,83%	7,07%	6,84%	6,72%	-84,97	-10,60	-34,63	-11,93
AKGRT	24,13%	24,07%	24,19%	24,53%	24,41%	27,85	33,74	21,91	-12,18
KRDMD	15,02%	10,51%	12,15%	11,73%	11,61%	-340,76	110,09	-54,32	-12,47
CEMTS	2,39%	1,23%	1,21%	1,05%	0,92%	-146,79	-31,46	-29,55	-12,85
KCAER	14,72%	12,71%	11,35%	10,36%	10,22%	-449,11	-248,14	-112,47	-13,24
KRVGD	11,10%	8,98%	10,80%	10,97%	10,84%	-26,69	185,63	4,02	-13,36
CCOLA	73,42%	73,54%	74,99%	75,66%	75,52%	210,44	197,91	53,53	-13,67
NUHCM	19,31%	19,23%	20,23%	20,11%	19,97%	66,21	74,06	-25,83	-13,96
SAHOL	30,59%	27,84%	28,32%	27,45%	27,31%	-328,39	-53,89	-101,34	-14,67
MPARK	37,69%	41,98%	40,81%	40,59%	40,44%	274,90	-154,17	-36,88	-14,69
KARSN	2,88%	2,68%	3,45%	3,61%	3,44%	56,51	75,90	-0,83	-16,65
SASA	9,40%	11,77%	8,81%	5,86%	5,68%	-371,58	-609,09	-312,92	-17,50
BIENY	2,96%	2,34%	1,21%	0,31%	0,13%	-283,24	-221,25	-108,32	-18,00
TUKAS	3,87%	4,00%	3,93%	3,77%	3,57%	-30,23	-42,56	-35,86	-19,72
SELEC	11,06%	10,46%	11,02%	11,19%	10,99%	-7,94	52,17	-3,91	-20,00
TTRAK	26,38%	22,16%	22,32%	22,23%	22,03%	-435,11	-13,44	-29,39	-20,75
OYAKC	5,08%	4,05%	5,18%	5,16%	4,95%	-12,65	90,66	-23,15	-20,99
BFREN	25,09%	25,30%	25,23%	24,52%	24,30%	-79,33	-100,79	-93,03	-22,17
BAGFS	6,45%	3,62%	3,36%	3,35%	3,12%	-333,26	-49,88	-23,52	-22,61
ESCOM	1,74%	7,17%	3,68%	1,02%	0,79%	-95,83	-638,78	-289,71	-23,07
BERA	10,66%	9,91%	9,27%	8,73%	8,49%	-216,90	-142,14	-78,10	-23,45
BRYAT	4,33%	4,22%	4,38%	4,29%	4,06%	-27,36	-16,07	-32,81	-23,73
ZOREN	8,78%	9,24%	10,77%	11,33%	11,09%	231,25	184,53	32,13	-23,79
QUAGR	8,65%	6,34%	5,97%	5,62%	5,37%	-327,21	-96,18	-59,31	-24,23
OYYAT	8,28%	7,94%	8,29%	8,32%	8,06%	-22,00	11,67	-23,53	-26,47
ALARK	8,42%	8,73%	10,91%	11,36%	11,09%	266,84	235,31	17,97	-27,13
DOHOL	21,32%	21,15%	23,21%	23,44%	23,17%	185,12	202,17	-4,39	-27,21
BTCIM	7,65%	8,05%	7,26%	7,27%	6,99%	-66,69	-106,45	-27,59	-28,08
ENJSA	22,56%	24,03%	29,07%	28,60%	28,30%	574,12	426,90	-76,50	-29,81
BIMAS	46,32%	44,28%	44,65%	44,39%	44,09%	-223,04	-18,93	-56,05	-30,12
BRSAN	10,49%	7,74%	5,21%	4,62%	4,32%	-617,68	-342,34	-89,95	-30,36
AGESA	54,02%	57,39%	56,21%	47,26%	46,96%	-705,96	-1042,93	-925,14	-30,48
OTKAR	18,24%	12,20%	10,38%	9,96%	9,62%	-862,19	-258,67	-76,67	-34,01
TATGD	7,65%	6,19%	6,77%	6,72%	6,38%	-127,49	18,90	-39,78	-34,13
IMASM	4,63%	4,73%	5,44%	5,06%	4,71%	8,82	-1,17	-72,94	-34,84
TURSG	6,12%	5,81%	6,49%	9,83%	9,48%	335,97	366,56	298,46	-34,93
ISFIN	11,90%	10,95%	10,58%	9,99%	9,63%	-227,68	-132,16	-95,25	-35,88
YATAS	14,59%	13,48%	13,60%	12,87%	12,50%	-209,50	-98,02	-110,72	-37,19
YEOTK	6,42%	5,93%	6,56%	7,50%	7,08%	66,06	115,10	52,12	-42,02
ENKAI	25,23%	23,46%	26,32%	25,93%	25,50%	26,69	203,77	-81,99	-43,35
GSDHO	11,89%	10,49%	10,66%	10,29%	9,83%	-206,62	-66,07	-83,04	-46,03

SMRTG	7,45%	7,72%	7,05%	9,63%	9,16%	170,74	143,33	210,94	-47,65
HEKTS	8,93%	8,80%	9,61%	8,43%	7,93%	-99,84	-86,50	-167,97	-50,28
EFOR	16,68%	25,79%	19,32%	16,08%	15,56%	-111,54	-1022,65	-375,77	-51,44
TCELL	71,16%	71,48%	71,41%	71,86%	71,32%	15,77	-15,75	-8,66	-53,72
BIOEN	7,38%	7,50%	6,70%	7,22%	6,65%	-72,53	-85,36	-4,63	-56,79
PETKM	6,44%	7,91%	11,63%	12,53%	11,90%	546,00	398,78	27,06	-63,12
THYAO	20,35%	19,81%	18,17%	17,44%	16,79%	-356,02	-302,08	-137,92	-65,69
AYGAZ	10,08%	10,68%	15,82%	15,52%	14,83%	474,84	415,36	-99,10	-69,45
ESCAR	30,04%	22,55%	27,16%	28,49%	27,79%	-224,82	523,58	63,16	-69,99
ISMEN	31,06%	25,69%	26,12%	25,99%	25,26%	-579,77	-42,90	-86,28	-73,55
TRALT	20,93%	31,57%	18,29%	17,00%	16,26%	-467,57	-1531,23	-202,87	-74,34
TAVHL	54,02%	56,32%	53,39%	51,55%	50,80%	-322,48	-552,72	-259,64	-75,23
TERA	11,09%	9,43%	10,21%	8,64%	7,81%	-328,76	-162,40	-240,76	-83,78
TRMET	26,31%	29,22%	25,99%	26,01%	25,04%	-127,51	-418,40	-95,11	-96,88
ZRGYO	6,87%	6,74%	6,50%	5,77%	4,78%	-209,75	-196,14	-171,93	-99,49
PASEU	19,58%	15,60%	9,18%	7,64%	6,52%	-1306,22	-907,73	-266,40	-111,99
MTRKS	1,73%	0,77%	1,90%	1,91%	0,72%	-101,72	-5,08	-118,57	-119,23
LOGO	36,32%	28,12%	29,17%	29,56%	28,35%	-796,83	22,62	-82,20	-121,23
ASELS	50,54%	51,61%	56,21%	54,63%	53,18%	264,50	157,33	-302,54	-144,52
CRFSA	9,38%	9,82%	8,90%	3,21%	0,41%	-896,73	-940,90	-848,94	-279,83
TTKOM	42,80%	39,22%	41,94%	41,33%	36,97%	-582,48	-224,88	-496,40	-435,23

*Veriler Citibank+Deutsche takasını içermektedir.

AKYatırım

Bu rapor, Ak Yatırım Menkul Değerler A.Ş. tarafından, güvenilir olduğuna inanılan kaynaklardan elde edilen bilgi ve veriler kullanılarak hazırlanmıştır. Raporunda yer alan ifadeler, hiçbir şekilde veya suretle alış veya satış teklifi olarak değerlendirilmemelidir. Ak Yatırım, bu bilgilerin doğru, eksiksiz ve değişmez olduğunu garanti etmemektedir. Bu sebeple, okuyucuların, bu raporlardan elde edilen bilgilere dayanarak hareket etmeden önce, bilgilerin doğruluğunu teyit ettirmeleri önerilir ve bu bilgilere dayanarak aldıkları kararlarda sorumluluk kendilerine aittir. Bilgilerin eksikliği ve yanlışlığından Ak Yatırım hiçbir şekilde sorumlu tutulamaz. Ayrıca, Ak Yatırım'ın ve Akbank'ın tüm çalışanları ve danışmanlarının, herhangi bir şekilde bilgiler dolayısıyla ortaya çıkabilecek, doğrudan veya dolaylı zararlarla ilgili herhangi bir sorumluluğu yoktur. Burada yer alan bilgiler, bir yatırım tavsiyesi, yatırım aracının alım-satım önerisi ya da getiri vaadi değildir ve Yatırım Danışmanlığı kapsamında yer almamaktadır. Yatırım Danışmanlığı hizmeti; aracı kurumlar, portföy yönetim şirketleri, mevduat kabul etmeyen bankalar ile müşteri arasında imzalanacak Yatırım Danışmanlığı sözleşmesi çerçevesinde sunulmaktadır. Bunlara ilaveten, Ak Yatırım, raporların Internet üzerinden e-mail yoluyla alınması durumunda virüs, hatalı gönderim veya diğer herhangi bir teknik sebepten dolayı alıcının donanımına veya yazılımına gelebilecek herhangi bir zarardan dolayı sorumlu tutulamaz.

© Ak Yatırım Menkul Değerler A.Ş.